



TransMonEE: 30 years of monitoring child rights and inequities

Taking stock and moving towards a comprehensive child rights monitoring framework

Moldova: Statistical information on children at risk and children separated from their parents (administrative data)

Turkish Statistical Institute, Ankara
1-2 November 2022





MINISTRY OF LABOR AND SOCIAL PROTECTION OF THE REPUBLIC OF MOLDOVA

Statistical information on children at risk and children separated from their parents (administrative data)

Data availability

**Evelina Miron,
Ministry of Labour and Social Protection of the Republic of Moldova**



The Ministry of Labour and Social Protection annually publishes the Statistical Report "CER 103 – Children at Risk and Children Separated from Their Parents".

Serves as a support for the formulation and planning of public policy

Serves as information source for the development of public policy documents

Is of strategic importance in relation to the needs of beneficiaries



The statistical report "CER 103 – children at risk and children separated from their parents" consists of 9 chapters, with data divided based on:

from urban area

from rural area

girls

boys

by age categories: 0-2 years; 3-6, 7-15, 16-17 years



Children at risk

	year 2018	year 2019	year 2021
Total number	10345	10953	8252
Urban Area	3343	3006	2158
Rural Area	7002	7947	6094
Girls	4988	5355	4227
Boys	5357	5598	4025



Children exposed to violence

	year 2018	year 2019	year 2021
Total number	977	755	783
Physical	601	439	361
Sexual	55	42	59
Psychological	364	220	280
Spiritual	12	47	14
Economic	34	105	69



Children who were assisted in the framework of the social service of family support

year 2018	year 2019	year 2021
Total number 48660	47670	34238
Primary support 38426	35741	26559
Additional support 10234	11929	7679



Family Type Services

	2018	2019	2021
Number of children placed in Family Type Services	4208	4134	3740
Urban areas	1241	1208	1045
Countryside	2967	3537	2695
Girls	2006	2461	1831
Boys	2202	2634	1909
Aged, 0-2 years	162	261	185
3-6	672	833	623
7-15	2695	3222	2504
16-17	679	779	428



Family Type Services

	2018	2019	2021
Number of children accommodated with the guardianship	3185	3099	2684
Number of foster caregivers	398	414	382
Number of children, which are placed in the foster care service	757	785	761
Number of family-type homes	60	55	64
Number of children accommodated in family type homes	266	250	295

Statistical information about children at risk and children separated from their parents (administrative data)

Data dissemination

Ana Ceban ,

National Bureau of Statistics of the Republic of Moldova

Legal and regulatory framework

Based on RESOLUTION No. 441 of December 22, 2021 approving the Statistical Work Program for 2022, Chapter 2, paragraphs 50 and 51

VII. Ministry of Labour and Social Protection

50.	Статистический отчет о детях, находящихся в ситуации риска, и детях, разлученных с родителями	сводные данные	по стране, полу, городской и сельской местности, возрастным группам, ограничениям возможностей, другим критериям	годовая	в электронном формате, на бумажном носителе	25 марта	статистика социальной защиты
51.	Статистический отчет о детях в системе учреждений интернатного типа	сводные данные	по стране, полу, городской и сельской местности, возрастным группам, ограничениям возможностей, типам учреждений, другим критериям	годовая	в электронном формате, на бумажном носителе	25 марта	статистика социальной защиты

https://statistica.gov.md/files/files/despre/legi_hotariri/PLS/PLS_2022.pdf

Population and migration statistics (7)

Social protection statistics (6)

Health statistics (5)


Justice Statistics (4)

Labour market statistics (1)

Tourism statistics (1)

НАЦИОНАЛЬНОЕ БЮРО СТАТИСТИКИ РЕСПУБЛИКИ МОЛДОВА

[Предыдущий сайт](#)
[А-Я Индекс](#)
[Глоссарий](#)
[Контакты](#)
[RSS](#)
[Русский](#)


[Статистика по отраслям](#)
[Продукты и услуги](#)
[Метаданные и классификаторы](#)
[Для респондентов](#)
[О НБС](#)
[Медиа](#)

Главная / [График распространения данных](#)

График распространения данных

Искать по названию:

Категория данных:

Сфера:

Месяц:

От:

До:

ДАТА	ВРЕМЯ	КАТЕГОРИЯ	НАЗВАНИЕ	ОТЧЕТНЫЙ ПЕРИОД	ОБЛАСТЬ
30.05.2022	14:00	Пресс-релизы	Положение детей в Республике Молдова	В 2021 году	Уровень жизни населения
19.10.2022	14:00	Банк данных	Социальная защита населения (краткая информация)	На 1 октября 2022 года	Социальная защита населения
18.11.2022	14:00	Публикации	Набор инфографиков "Дети Молдовы"	В 2021 году	Социальная защита населения
19.12.2022	14:00	Публикации	Статистический ежегодник Республики Молдова (на румынском, русском и английском языках)	В 2021 году	Statistica generală

https://statistica.gov.md/ru/dissemination_calendar

Dissemination of statistics on at-risk and separated children (I)

- [National database published on official webpage of the National Council on Child Rights Protection \(NCCRP\)](#)
- [Statistical publication Children of Moldova](#)
- [Annual analytical note “Situation of children in 2021”](#)

Titlul și numele variabilei	Unitate de măsură	2016	2017	2018	2019	2020	2021
Copii în instituții rezidențiale							
1. Total copiii în instituții rezidențiale (la sfârșitul anului) ¹	Copii	1 750	1 536	1 484	1 100	896	828
Pe sexe							
Băieți	Copii	938	822	805	529	478	
Fete	Copii	812	714	679	571	418	
Pe vârste							
0-2 ani	Copii	215	149	157	144	99	
3-6 ani	Copii	172	120	231	135	110	
7-17 ani	Copii	1 363	1 267	1 096	821	687	
2. Numărul copiilor cu dizabilități în instituții rezidențiale (la sfârșitul anului)	Copii	601	363	338	297	245	
Pe sexe							
Băieți							
Fete							
Pe vârste							
0-6 ani							
7-17 ani							
3. Numărul total de copii ieșiți din plasamente rezidențiale (pe parcursul anului)							
Pe vârste							
0-2 ani							
3-6 ani							
7-17 ani							
După motivul părăsirii instituției rezidențiale							
Reintegrați în familia biologică							
Plasați sub tutelă/curatelă							
Pe motiv de împlinire a majoratului							
Plasați în alte instituții de tip rezidențiale							
Altele							
4. Numărul copiilor în instituții rezidențiale de 000 copii de 0-17 ani (la sfârșitul anului) ²							



Situația copiilor în Republica Moldova în anul 2021¹

31.05.2022 © 253 Imprimare

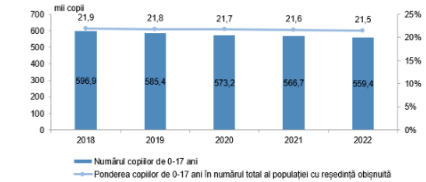
Biroul Național de Statistică prezintă informația privind situația copiilor în anul 2021.

Situația demografică

Numărul copiilor este în descreștere continuă

La 1 ianuarie 2022, numărul copiilor de 0-17 ani în Republica Moldova a constituit 559,4 mii², sau 21,5% din numărul total al populației cu reședință obișnuită.

Figura 1. Numărul și ponderea copiilor în total populație cu reședință obișnuită, la 1 ianuarie, 2016-2022

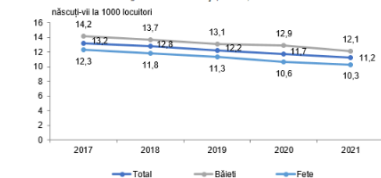


Datele graficului în format .xlsx

Rata natalității este în descreștere

Numărul copiilor născuți-vii, în anul 2021, a constituit 29,2 mii³, fiind în descreștere cu 5,2%, față de anul precedent. Rata natalității înregistrată în anul 2021 a constituit 11,2 născuți-vii la 1000 locuitori, fiind cea mai joasă din ultimii 5 ani (vezi anexa, tabelul 2).

Figura 2. Rata natalității pe sexe, 2017-2021



Datele graficului în format .xlsx

Dissemination of statistics on at-risk and separated children (II)

➤ Set of infographics “Children of Moldova”

CHILDREN OF MOLDOVA


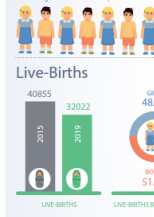
Demographic aspect

Child population

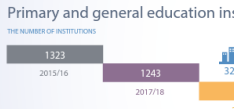
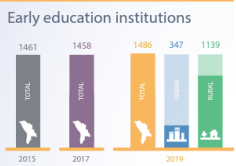
As of 1st January 2020, the total number of child population aged 0-17 years old represents

573 255

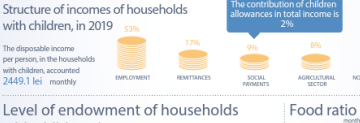
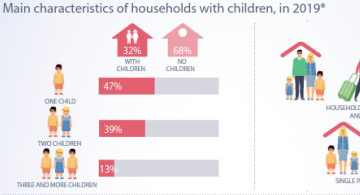
47% girls and 53% boys



Education

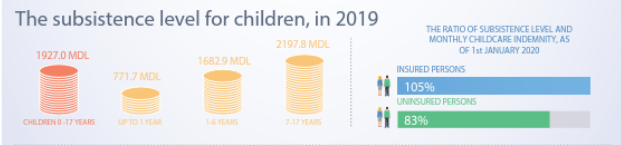
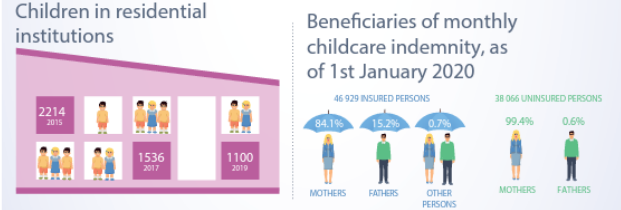
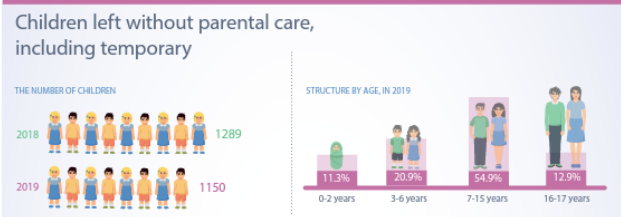


Family and children



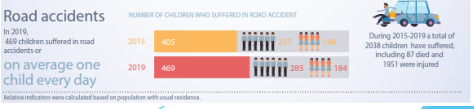
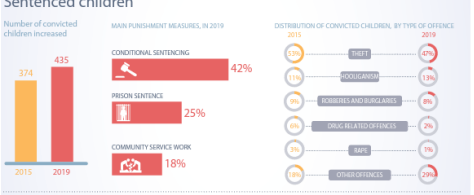
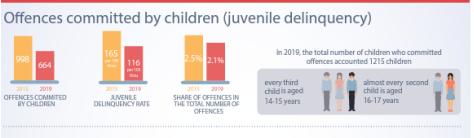
CHILDREN OF MOLDOVA

Social protection



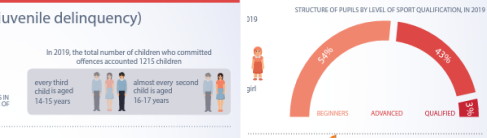
CHILDREN OF MOLDOVA

Children in contact with law




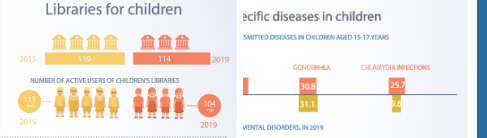
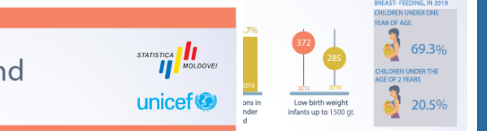
CHILDREN OF MOLDOVA

Culture and Sport



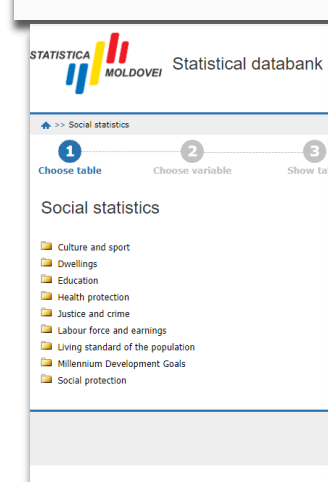
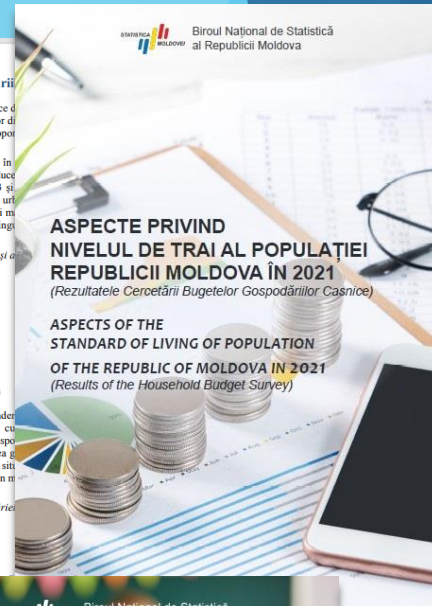
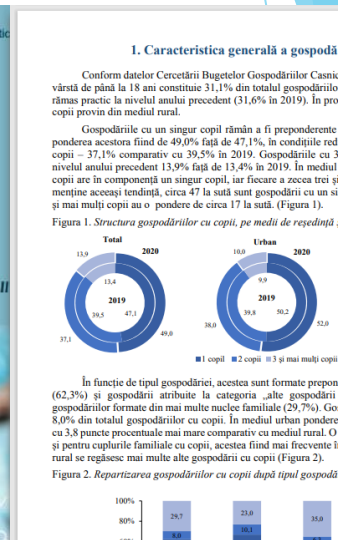
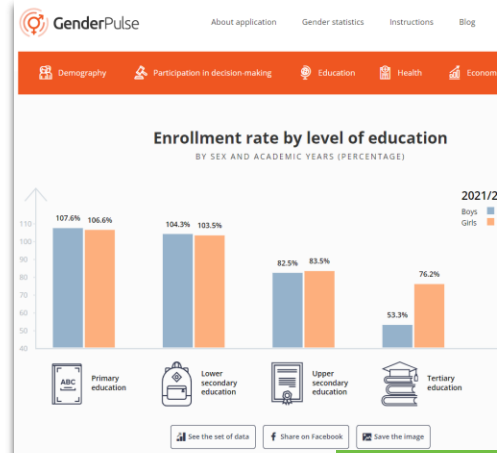
CHILDREN OF MOLDOVA

Health



Dissemination of statistics on children

- [Tool for interactive and graphical visualisation of data - «Gender Pulse»](#)
- [Publication “Education in Moldova” Молдова»](#)
- [Statistical Yearbook of the Republic of Moldova](#)
- [Statistical data bank](#)
- [Publication “Health in the Republic of Moldova”, 2013](#)
- [Publication “Aspects of the standards of living of population”](#)
- [Analytical report “Analysis of monetary poverty and well-being of households with children”](#)
- [Access to health services](#)



Thank you for your attention!

- Evelina Miron, Ministry of Labour and Social Protection of the Republic of Moldova
evelina.miron@social.gov.md
- Ana Ceban, National Bureau of Statistics of the Republic of Moldova
ana.ceban@statistica.gov.md